



Vedar Door

*Timber Garage Doors
Natural by Design*

Price List January 2021

Traditional Boarded



	ASHBOURNE	ASHFORD	BAKEWELL	BARLOW	BUXTON	EDALE	HATHERSAGE	HADDON	WESSINGTON
7' 0" (2134)	2356	2192	1849	1849	2285	2632	2116	2116	2116
Side Hinged	2712	2561	2164	2164	2687	3016	2454	2454	2454
8' 0" (2438)	2533	2367	2079	2079	2632	2872	2285	2285	2285
Side Hinged	2901	2726	2410	2410	3016	3264	2633	2633	2633
9' 0" (2742)	2914	2833	2472	2472	2905	3196	2870	2870	2870
Side Hinged	3172	2952	2830	2830	3487	3632	3274	3274	3274
10' 0" (3048)	3268	2978	2863	2863	3572	3649	3472	3472	3472
11' 0" (3353)	3727	3487	3110	3110	4085	4016	3593	3593	3593
12' 0" (3658)	4003	3738	3405	3405	4492	4448	3928	3928	3928
13' 0" (3952)	4514	4088	4027	4027	4927	4748	4406	4406	4406
14' 0" (4267)	5126	4509	4302	4302	5291	5579	4698	4698	4698
15' 0" (4572)	5568	5002	4827	4827	6028	6067	5190	5190	5190
16' 0" (4877)	6586	5710	5110	5110	6859	6585	6004	6004	6004
17' 0" (5182)	7242	6376	5786	5786	7383	7174	6655	6655	6655
18' 0" (5487)	7783	6925	6326	6326	8768	7719	7201	7201	7201

Traditional Solid Panelled



	BELPER	CROMFORD	DUFFIELD	MIDDLETON	CHESTERFIELD	MATLOCK	WIRKSWORTH	TIDESWELL
7' 0" (2134)	2882	2197	2835	3083	3099	2427	2130	2665
Side Hinged	3299	2467	3221	3513	3513	2779	2467	
8' 0" (2438)	3100	2356	3059	3328	3342	2713	2356	2905
Side Hinged	3531	2805	3431	3790	3790	3089	2805	
9' 0" (2742)	3593	2838	3407	3609	3609	3022	2835	
Side Hinged	4019	3230	3858	4078	4078	3444	3233	
10' 0" (3048)	3796	3259	3714	3884	3900	3571	3257	
11' 0" (3353)	4061	3630	4061	4233	4286	4016	3687	
12' 0" (3658)	4421	4036	4426	4613	4690	4378	4036	
13' 0" (3952)	5025	4401	5048	5506	5113	4772	4401	
14' 0" (4267)	5429	4796	5488	5999	5570	5407	4717	5768
15' 0" (4572)	6130	5227	6130	6250	6250	5894	5227	6284
16' 0" (4877)	6730	5960	6680	7017	6807	6424	5960	6489
17' 0" (5182)	7403	6497	7282	7908	7570	7005	6497	
18' 0" (5487)	8416	7080	8168	9011	8843	7719	7080	

Traditional Panelled



CASTLETON




CHATSWORTH



DERBY



GLOSSOP



HARDWICK



HOPE




WINGFIELD

7' 0" (2134)	1782	1782	1624	2008	2231	1327	1782
Side Hinged	2013	2013	1940	2289	2561	1553	2013
8' 0" (2438)	2046	2046	1913	2241	2492	1624	2046
Side Hinged	2339	2339	2240	2592	2895	1900	2339
9' 0" (2742)	2395	2395	2330	2681	2951	1913	2395
Side Hinged	2756	2756	2552	3026	3378	2225	2756
10' 0" (3048)	2928	2928	2658	3069	3386	2242	2928
11' 0" (3353)	3207	3207	2952	3522	3816	2485	3207
12' 0" (3658)	3461	3461	3253	3929	4274	2839	3461
13' 0" (3952)	3750	3750	3517	4294	4659	2984	3750
14' 0" (4267)	3924	3924	3772	4741	5046	3161	3924
15' 0" (4572)	4521	4521	4367	5401	6016	3643	4521
16' 0" (4877)	4679	4679	4827	6323	6708	4167	4679
17' 0" (5182)	5309	5309	5476	6850	7062	4556	5309
18' 0" (5487)	5821	5821	6039	7242	7585	4913	5821

NOTE

All prices are for made to measure sizes, Heights between 6'0" to 7'6", Remmers dip-coat treatment, Shrink-wrap protection, Retractable door gear. Canopy door gear is available on most doors up to 8'0" (2438) X 7'0" (2134) Glazing in all doors is of 4mm toughened safety glass in clear plain, obscure stipple or flemish pattern with either plain, diamond or square leaded design



Optional Extras

Wicket doors

Bakewell with Wicket door Extra **£902.00**

Wicket doors are available in most doors please ask for availability



Handles



Standard 'T' handle



(optional)
Cylinder Euro Locking £55



Timber frames

Section	70 x 70	70 x 90	up to 16ft (4877)	70 x 70	70 x 90	For side hinged doors Section 70 x 90 with loose stops
Softwood up to 8ft (2438)	160.00	185.00	up to 16ft (4877)	218.00	262.00	Up to 8ft (2438) Softwood 218.00 Hardwood 385.00
Hardwood up to 8ft (2438)	286.00	363.00	up to 16ft (4877)	448.00	554.00	Up to 9ft (2742) Softwood 242.00 Hardwood 433.00

All are basecoat treated

Special Heights are available over 7'6 up to 10' 0" please add **10%** per 12" (300mm) to price lists

Hardware Packs for Side Hinged Doors



Traditional Pack

2 no pair of galvanised 24" heavy duty hooks and bands
1 no pair of garage door stays
1 no top bow handle bolt, 1 no foot bolt
1 no Yale lock with finger pull
all complete with fixing screws and bolts



Modern Pack

3 no pair of stainless steel 4" butt hinges
1 no pair of garage door stays
1 no top bow handle bolt, 1 no foot bolt
1 no Yale lock with finger pull
all complete with fixing screws and bolts



Antique Pack

2 no pair of 18" black antique tee hinges
1 no pair of garage door stays
1 no top bow handle bolt, 1 no foot bolt
1 no Yale lock with finger pull
all complete with fixing screws and bolts

Sherwood



	TUXFORD	NEWARK	LOWDHAM	BINGHAM	MANSFIELD	SOUTHWELL	NOTTINGHAM	EDWINSTOWE	NEWSTEAD
7' 0" (2134)	2321	1797	1753	1753	2236	2432	2094	2094	2094
8' 0" (2438)	2507	1975	1904	1904	2562	2727	2262	2262	2262
9' 0" (2742)	2760	2368	2167	2167	2796	2882	2572	2572	2572
10' 0" (3048)	3083	2750	2620	2620	3296	3310	2965	2965	2965
11' 0" (3353)	3571	3013	2882	2882	3997	3832	3410	3410	3410
12' 0" (3658)	3860	3331	3289	3289	4275	4169	3797	3797	3797
13' 0" (3952)	4359	3916	3796	3796	4609	4468	4101	4101	4101
14' 0" (4267)	4881	4231	4072	4072	5118	5299	4523	4523	4523
15' 0" (4572)	5454	4957	4671	4671	5785	5721	5001	5001	5001
16' 0" (4877)	6159	5666	5347	5347	6263	6522	5710	5710	5710

Sherwood



	WORKSOP	RETFORD	KEYWORTH	RADCLIFFE	BEESTON	OLLERTON	CALVERTON
7' 0" (2134)	1753	1753	1753	1332	1549	1972	2083
8' 0" (2438)	1872	1872	1872	1560	1711	2129	2192
9' 0" (2742)	2192	2192	2192	1811	2034	2452	2677
10' 0" (3048)	2528	2528	2528	2071	2320	2794	2976
11' 0" (3353)	2823	2823	2823	2410	2676	3348	3681
12' 0" (3658)	3131	3131	3131	2492	3005	3534	3892
13' 0" (3952)	3436	3436	3436	2734	3378	3714	4175
14' 0" (4267)	3848	3848	3848	2952	3632	4327	4644
15' 0" (4572)	4274	4274	4274	3436	4101	4896	5162
16' 0" (4877)	4670	4670	4670	4087	4499	5385	5662

Traditional Sectional



TRENT



WARWICK



BARLOW



DERWENT



WIRKSWORTH

7' 0" (2134)	4051	3245	3245	3956	3714
8' 0" (2438)	4455	3471	3471	4423	4115
9' 0" (2742)	4810	3956	3956	4683	4376
10' 0" (3048)	5327	4376	4376	5134	4778
11' 0" (3353)	5611	4908	4908	5488	5261
12' 0" (3658)	6183	5586	5586	5893	5825
13' 0" (3952)	6619	6038	6038	6489	6199
14' 0" (4267)	7426	6327	6327	6779	6537
15' 0" (4572)	7927	7165	7165	7635	6942
16' 0" (4877)	8474	7457	7457	8346	7264
17' 0" (5182)	9169	8153	8153	8927	7974
18' 0" (5487)	9668	8879	8879	9362	8506



YORK




BAMFORD



HASSOP



BRADWELL



EYAM

7' 0" (2134)	4203	3714	3714	3069	2969
8' 0" (2438)	4697	4084	4084	3211	3083
9' 0" (2742)	4892	4423	4423	3471	3342
10' 0" (3048)	5407	4892	4892	3825	3714
11' 0" (3353)	5907	5698	5698	4359	4214
12' 0" (3658)	6507	6038	6038	4924	4778
13' 0" (3952)	6779	6425	6425	5311	5149
14' 0" (4267)	7667	6974	6974	5731	5568
15' 0" (4572)	8087	7635	7635	6230	6101
16' 0" (4877)	8927	8168	8168	6521	6361
17' 0" (5182)	9991	9120	9120	7135	6989
18' 0" (5487)	10,798	9813	9813	7652	7506

NOTE. All Sectional door prices are for made to measure sizes any height up to 7ft (2134)
Special heights are available over 7ft (2134) up to 10ft (3048) please add **10%** per 12" (300mm) to price list
Included in price 70mm low-headroom gear, fully finished,
Locking is optional **£69.00**

Colour Options

The colours below are for the Factory fully finishing option which will give the door a hard satin long lasting finish that could last up to 5-7 years before recoating (depending on position and location of door)



Light Oak Medium Oak Golden Oak Dark Oak Mahogany Rosewood Teak Ebony Walnut

Note; Due to Cedar natural shading and colouring such colours will vary. Photographic and printing processes make it impossible to guarantee colours from this brochure, and are intended as a guide only. We would therefore advise you to ask for actual colour samples.

Factory Fully Finishing	Doors up to 9ft	Doors from 9ft to 18ft	Frames up to 9ft	Frames from 9ft to 18ft
Our standard colours as above	149.00	293.00	62.00	84.00
White and grey primed	217.00	432.00	89.00	133.00
RAL/BS colour ranges	363.00	725.00	121.00	158.00
NB. Ebony/Black priced as RAL 9005 not included in our standard colours.				



DOOR SPECIFICATION AND WARRANTY

TRADITIONAL

All the traditional Up and Over, Side hinged and Sectional range of doors are manufactured from the finest grade of Kiln Dried Western Red Cedar selected and crafted using traditional door construction methods and joints, i.e. mortice and tenon, glued and wedged on all structural timbers to give strength and a long lasting service, proven over many years of door manufacturing. All top, middle and bottom rails are solid Cedar, finished to a thickness with nominal width sizes to suit the size of door, on doors over 8'0 x 7'0 may have lateral and vertical timber or steel bracings (with the exception of side hinged doors) to give strength and stability to the door also to minimise bowing and deflection to the door when in an over-head position.

SHERWOOD

Sherwood range of timber doors are manufactured using selected kiln dried 16mm Cedar facings glue bonded on to 6mm exterior plywood backing sheets of nominal widths to suit door size and style. They are then mounted into a pre-finished Aluminium boundary frame with steel lateral bracings to reinforce the strength of the panel.

GLAZING

Glazing in Traditional doors is of 4mm safety glass in plain, stippled pattern with either plain, diamond or square leaded design. In Sherwood doors it is of Acrylic pvc sheet in either plain or stippled.

IMAGES

All door images in this brochure are of 7'0 x 7'0 (2134 x 2134) single size doors, on larger doors some rail sizes and panel configurations may change.

PRODUCT CARE AND FINISHING INSTRUCTIONS

Timber is an organic substrate material with natural characteristics than can acclimitise itself, no matter the "species" to different environmental conditions prevailing in its localised "fixing or place". Therefore the company "**CEDAR DOOR**" accepts no liability or responsibility for variations occurring in our "Timber" products supplied, in any of the following descriptions i.e. "colour variations, movement either lateral or longitudinal, splitting, shakes, water damage ingress or exit, resin exudations or chemical spillages.

- Conversely **Timber** substrates can naturally expand and contract according to environmental conditions.
- Moisture content and humidity may open and close joints and some minor curvature may occur.
- Any curvatures that occur however, will not affect the long term performance or life of this natural material.

Please note: **Cedar** is organically grown with natural colour and grain variations, this is a feature of **Cedar**. We make every effort to harmonise the effect by hand matching all components part used in manufacture.

Protection (Basecoat)

All timber doors and components are supplied with a dip immersion coat of Remmers Induline GW306 colour ref: 006 light oak; this operation is for temporary protection for transit and installation purposes only.

Fully finishing of garage doors is available at an extra cost. If our product becomes exposed to excessive water splashes or rain it may result in water marks or stains which could affect the final coatings of the door. We recommend that the product receives a full specification of finishing coats immediately after installation to all surfaces with a Remmers Finishing coat system, all to the coatings manufacturer's instructions.

Full Factory Finishing Option

The full factory option is supplied in various coloured woodstains and will provide a 5 year erosion period. If the door becomes affected by rain soon after installation you may notice a light coloured staining on the finish of the door but will disappear when dry this is caused by the curing process of the Remmers Induline LW700 which will disperse and disappear once fully cured which can usually take anything up to six months depending on many parameters. Humidity and weather conditions has no adverse effect to the quality and finish of the door.

- Consideration should be taken into the selection of the final colour of the door in certain compass locations i.e. the selection of dark colours for doors (south facing or in constant direct sunlight) could result in a excessive heat uptake into the substrate causing excessive extracting of moisture content (drying and effect) resulting in abnormal distortion of the door.


Storage

- All doors are delivered with a polythene shrink-wrap protection which should be left on just prior to site coatings applications.
- Do not puncture the polythene shrink-wrap before installation.
- Prior to installation doors must not be stored in direct sunlight.
- Do not expose the doors to water contamination of any description/or staining may result.
- This does not apply to fully finished doors.
- Door must always be stored in an upright position and protected from site and weather contaminations before fixing.

Quality Check

Timber is a natural material, defects i.e. small knots, close wide or short grain, surface shakes or splits or grain lift, although we endeavour to eliminate most of these phenomena in production, some may still appear after installation. The company (**CEDAR DOOR**) cannot be held responsible for any defect (Naturally Occurring) after installation.

- A visual quality control check of every door supplied by (**CEDAR DOOR**) is carried out before supply.
- The (CUSTOMER) should carry out in natural daylight (THEIR OWN VISUAL INSPECTION) prior to installation.
- Stand at a distance of 3 metres (10 feet) to view the overall appearance. The door is acceptable if, taking into account the facts below, none of the following is readily visible on the face of the doors from this distance.
- Marks or distortion associated with the manufacturing process.
- Vertical and lateral deflection may occur up to 1" (25mm) on door up to 8ft wide/height and 21½" (60mm) on doors up to 16ft wide.
- Minor indentations, marks or scuffs on the surface.
- Minor paint or stain blemishes.
- Any defect/anomaly must be reported to (**CEDAR DOOR**) within 48 hours of goods received.



Door Gear Specification

CEDAR CD 100 RETRACTABLE DOOR GEAR

CD100 Gear has the advantage of maximum clearance on frame opening width at average door mirror height i.e. drive through width, and the lower weather strip is of soft rubber, therefore avoiding any damage up to frame opening width. With a multi spring unit at high level with finger safe springs, with a choice of two types of locking handles, available on most doors up to 2438 (8ft) wide or 45kg (100lb).

CD 150/200/250

These gears are based on the traditional retractable gearing available on garage doors. Our latest design has a number of benefits: all parts are rust protected with either galvanised or zinc plating for lasting looks, all bearings surfaces are made of nylon for very low maintenance, long lasting reliability and smooth running, even our springs are galvanised. All doors fitted with the above operating gears come supplied with the top roller brackets and weather strips are pre-fitted to the door for ease of installation.

CEDAR CANOPY OPERATING GEAR

Doors specified with canopy operating gear come complete with the gear pre-fitted to the door for quick and easy installation.


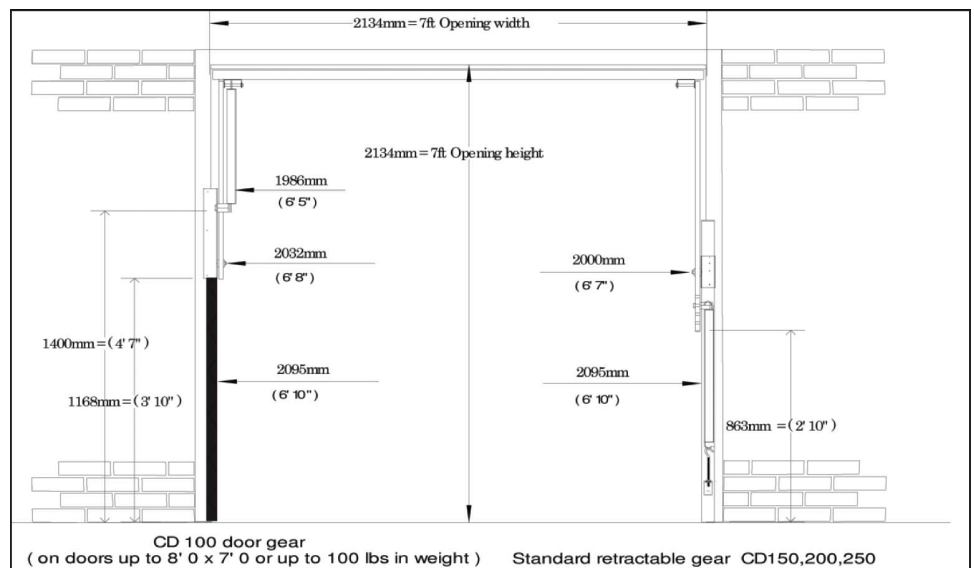
The latest canopy gear is very robust and has a number of benefits, a well balanced overhead torsion spring with 3mm cone and cables including an anti-drop system to prevent door dropping in the event of a cable or spring break, a strong 'U' steel section joins the door arm to the roller and spindle giving the whole door a rigid feel. Our rollers are of a large diameter for smoother running and improved location. Security has been well thought out with 3 point locking and 2 roller security brackets meaning that a closed and locked door has 5 effective fixed positions.

CE and CPD Compliance

All our timber doors and hardware meet to latest CE and CPD demands.

Comparison Chart, showing clear opening widths CD100 & CD150-250

Note: The chart below is based on a 7'0 x 7'0 (2134 x 2134) door, the thickness of the door will also reduce the opening height i.e. door up to 8ft (2438) wide = 80mm, 10ft (3040) 120mm 16ft (4870) 155mm on all solid timber doors, 85mm on all Sherwood doors.





Cedar Door

Wimsey Way, Alfreton Trading Estate, Somercotes, Derbyshire DE55 4LS
Telephone: 01773 529269 Fax 01773 529268

email: sales@cedardoor.co.uk website: www.cedardoor.co.uk